

Pinecrest Prop Own Assoc Inc

Need a timeout?

Emotions can be the biggest barrier to investment success. In these situations, it's important to take a timeout and remember why you're investing. A short-term market decline doesn't change your long-term goals. For more information, ask your financial advisor for our Taking a Timeout report.

Corporate - Advisory Solutions Fund Model

Portfolio Objective - Account: Balanced Growth and Income

For more information about the Advisory Solutions program go to www.edwardjones.com/advisorybrochures.

Account Value	
\$270,109.54	
1 Month Ago	\$267,399.25
1 Year Ago	\$245,845.85
3 Years Ago	\$257,973.85
5 Years Ago	\$235,432.27

Value Summary		
	This Period	This Year
Beginning value	\$267,399.25	\$257,496.62
Assets added to account	0.00	0.00
Assets withdrawn from account	0.00	0.00
Fees and charges	-325.62	-1,881.09
Change in value	3,035.91	14,494.01
Ending Value	\$270,109.54	

For more information regarding the Value Summary section, please visit www.edwardjones.com/mystatementguide.

Rate of Return

Your Personal Rate of Return for Assets Held at Edward Jones	This Quarter	Year to Date	Last 12 Months	3 Years Annualized	5 Years Annualized
	0.61%	4.97%	10.65%	1.58%	5.34%

Performance Benchmarks

	This Quarter	Year to Date	Last 12 Months	3 Years Annualized	5 Years Annualized
Large US Cap Equities (S & P 500)	4.28%	15.29%	26.67%	10.07%	15.03%
International Equities (MSCI EAFE)	-0.17%	5.75%	13.10%	3.07%	6.97%
Taxable Fixed Income (Bloomberg Aggregate)	0.07%	-0.71%	2.13%	-2.98%	-0.23%

Rate of Return (continued)

Your Personal Rate of Return: Your Personal Rate of Return measures the investment performance of your account. It incorporates the timing of your additions and withdrawals and reflects commissions and fees paid. Reviewing Your Personal Rate of Return is important to help ensure you're on track to achieving your financial goals.

Performance Benchmarks: Your Personal Rate of Return should be compared to the return necessary to achieve your financial goals. However, we understand many investors would like to compare their Personal Rate of Return to market indexes. Keep in mind this may not be an accurate comparison, as your Personal Rate of Return incorporates the timing of your specific additions and withdrawals and your specific investment mix, while published returns of market indexes do not.

These market indexes are used as a general measure of market performance for several major asset classes. Market indexes assume reinvestment of all distributions and do not take into account brokerage fees, taxes or investment management fees.

The performance of your investments is tracked since they have been held in the current account, but no earlier than Jan.1, 2009. This also includes investments you owned during this time period but have since sold. Certain events, including a transfer of an investment between accounts, share class conversion, or change in an investment's identification code (CUSIP) caused by a corporate action, will impact the time frame over which the investment's rate of return is calculated.

Rate of Return information on account statements uses the dollar-weighted calculation. Time-weighted Rate of Return numbers for Advisory Solutions Fund and UMA accounts can be found on your Quarterly Performance Report through Online Account Access. If you are not an Online Access user, visit edwardjones.com/access to sign up.

Information used to calculate performance may have been obtained from third parties and Edward Jones cannot guarantee the accuracy of such information.

For the most current information, contact your financial advisor or visit edwardjones.com/performance.

Rate of Return Indexes Definitions

S&P 500 Index: A broad-based measurement of changes in stock market conditions based on the average performance of 500 widely held common stocks. While many of the stocks are among the largest, this index also includes many relatively small companies. It is a float adjusted capitalization-weighted index (stock price times number of publicly available shares outstanding), calculated on a total return basis with dividends reinvested.

MSCI EAFE Index: A market weighted index maintained by Morgan Stanley Capital International composed of foreign stocks from developed markets (excluding the U.S. and Canada).

Bloomberg Aggregate Bond Index: Measures the performance of government, mortgage-backed, asset-backed and corporate securities with at least one year to maturity.

Asset Details (as of Jun 28, 2024)

additional details at www.edwardjones.com/access

Assets Held At Edward Jones

	Current Yield/Rate	Beginning Balance	Deposits	Withdrawals	Ending Balance
Money Market	4.67%*	\$0.22	\$480.61	-\$480.65	\$0.18

* The average yield on the money market fund for the past seven days.

Exchange Traded & Closed End Funds	Price	Quantity	Cost Basis	Unrealized Gain/Loss	Value
iShares MSC EAFE	61.64	85	5,178.80	60.60	5,239.40

Asset Details (continued)

Exchange Traded & Closed End Funds	Price	Quantity	Cost Basis	Unrealized Gain/Loss	Value
Ish MSCI EAFE	78.33	102	5,645.02	2,344.64	7,989.66
Ish S&P 100	264.30	25	2,427.40	4,180.10	6,607.50
Ish Cor MSCI ETF	72.64	188	11,588.32	2,068.00	13,656.32
Vng Growth Index	374.01	63	7,892.45	15,670.18	23,562.63
Vng Value Index	160.41	134	11,836.37	9,658.57	21,494.94
Vng Sml Cap Idx	218.04	35	4,370.54	3,260.86	7,631.40
Vng Mid Cap Indx	242.10	34	4,512.49	3,718.91	8,231.40
Mutual Funds	Price	Quantity	Cost Basis	Unrealized Gain/Loss	Value
American High-Inc Muni BD F3	15.20	542.041	8,558.65	-319.63	8,239.02
Bridge Builder Municipal Bond	9.88	9,846.549	101,088.46	-3,804.56	97,283.90
Bridge Builder Muni HGH-Inc BD	10.13	1,788.404	17,870.14	246.39	18,116.53
Bridge Builder Tax Mgd S/M Cap	11.87	1,114.27	11,838.43	1,387.95	13,226.38
Bridge Builder Tax Mgd Lrg Cap	13.68	1,851.265	21,289.14	4,036.17	25,325.31
Bridge Builder Tax Mgd INTL EQ	11.61	939.944	9,856.84	1,055.91	10,912.75
JPM U.S. Govt Mny Mkt Capital	1.00	2,592.22	—	—	2,592.22
Total Account Value					\$270,109.54

Cost basis is the amount of your investment for tax purposes and is used to calculate gain or loss upon sale or other disposition of a security. It is not a measure of performance. The cost basis amounts on your statement should not be relied upon for tax preparation purposes. Cost basis information may be from outside sources and has not been verified for accuracy. Refer to your official tax documents for information about reporting cost basis. Consult a qualified tax advisor or an attorney regarding your situation. If you believe the cost basis information is inaccurate, contact Client Relations.

Summary of Realized Gain/Loss

	This Year
Short Term (assets held 1 year or less)	\$0.00
Long Term (held over 1 year)	5,529.00
Total	\$5,529.00

Summary totals may not include proceeds from uncosted securities or certain corporate actions.

Investment and Other Activity by Date

Date	Description	Quantity	Amount
6/03	Dividend on JPM U.S. Govt Mny Mkt Capital on 2,426.19 Shares at Daily Accrual Rate		\$11.00
6/03	Reinvestment into JPM U.S. Govt Mny Mkt Capital @ 1.00	11	-11.00
6/03	Dividend on American High-Inc Muni BD F3 on 540.114 Shares at Daily Accrual Rate		28.69

Investment and Other Activity by Date (continued)

Date	Description	Quantity	Amount
6/03	Reinvestment into American High-Inc Muni BD F3 @ 14.89	1.927	-28.69
6/03	Dividend on Bridge Builder Municipal Bond on 9,818.135 Shares at Daily Accrual Rate		277.89
6/03	Reinvestment into Bridge Builder Municipal Bond @ 9.78	28.414	-277.89
6/03	Dividend on Bridge Builder Muni HGH-Inc BD on 1,781.263 Shares at Daily Accrual Rate		71.12
6/03	Reinvestment into Bridge Builder Muni HGH-Inc BD @ 9.96	7.141	-71.12
6/07	Redeemed JPM U.S. Govt Mny Mkt Capital @ 1.00	-325.62	325.62
6/07	Program & Portfolio Strat Fees		-325.62
6/17	Dividend on Ish S&P 100 on 25 Shares @ 0.629311		15.73
6/17	Dividend on Ish MSCI EAFE on 102 Shares @ 1.39282		142.07
6/17	Dividend on iShares MSC EAFE on 85 Shares @ 0.899111		76.42
6/17	Dividend on Ish Cor MSCI ETF on 188 Shares @ 1.30963		246.21
6/21	Buy JPM U.S. Govt Mny Mkt Capital @ 1.00	480.65	-480.65

Money Market Detail by Date

Beginning Balance on Jun 1					\$0.22
Date	Transaction	Description	Deposits	Withdrawals	Balance
6/17	Deposit		480.43		\$480.65
6/20	Income	Dividend on Money Market for 31 Days @ 4.68%	0.18		\$480.83
6/21	Withdrawal			-480.65	\$0.18
Total			\$480.61	-\$480.65	
Ending Balance on Jun 28					\$0.18

Your Relationship and Mailing Group(s)

Relationship Group - You've directed us to share information about these accounts with the individual(s) listed below. This means information about your financial accounts, goals and objectives may be shared with and accessible by each owner, authorized party, and any other individual in the Relationship Group, including through Edward Jones Online Access and Edward Jones reports.

Without any additional notification to you, the individual(s) below will also be able to share any information available to the Relationship Group with people outside your Relationship Group through Edward Jones Online Access, or by contacting the Edward Jones branch responsible for your accounts. You may revoke this direction at any time, but until such revocation, we'll share information as directed by any member of the Relationship Group.

Mailing Group - You have also asked us to combine certain information about the accounts listed below into the mailing group(s) below for delivery purposes. Information for accounts within the same mailing group may be included in one envelope and mailed to the mailing group address. We may still send certain information directly to the account owners, as we believe appropriate.

Account Number	Account Owner(s)	Account Type	Mailing Group Address
XXX-XX539-1-4	Pinecrest Prop Own Assoc Inc	Corporate Account Select	PINECREST PROP OWN ASSOC INC PO BOX 123 HUBBARDSTON MA 01452-0123
XXX-XX605-1-3	Pinecrest Prop Own Assoc Inc	Corporate Account Advisory Solutions Fund Model	

For more information on this relationship or mailing group(s), please visit www.edwardjones.com/disclosures. If you wish to make changes to either the relationship(s) or mailing group(s), please contact your financial advisor.

For more information about the Advisory Solutions program, see the applicable program brochure at www.edwardjones.com/advisorybrochures.

About Edward Jones

Edward D. Jones & Co., L.P., is dually registered with the Securities and Exchange Commission (SEC) as a broker-dealer and an investment adviser. Edward Jones is also a member of Financial Industry Regulatory Authority (FINRA).

Statement of Financial Condition — Edward Jones' Statement of Financial Condition is available at edwardjones.com/about/financial-reports.html, your local office or by mail upon written request.

About Your Account

Account Information — Your account agreement(s) contain the conditions that govern your account. Contact your financial advisor if you have any changes to your financial situation, contact information or investment objectives.

Account Accuracy — If you believe there are errors on your account, promptly notify your financial advisor or Client Relations. To further protect your rights, including rights under the Securities Investor Protection Act (SIPA), re-confirm any oral communication by sending us a letter within 30 days. If you think there is an error with, or you have a question about, your electronic transfers, contact Client Relations.

Complaints about Your Account — If you have a complaint, call Client Relations or send a letter to Edward Jones, Attn: Complaints Investigations, 12555 Manchester Rd., St. Louis, MO 63131 or send an email to complaints@edwardjones.com

Pricing — For the most current prices of your investments, contact your financial advisor or visit Online Access. While we believe our pricing information is reliable, some information is provided by third parties and we cannot guarantee its accuracy.

Systematic and Money Market Transactions — Additional transaction details may be available upon written request to Edward Jones, Attn: Trade Operations Dept.

Fair Market Value for Individual Retirement Accounts — Your account's fair market value as of Dec. 31 will be reported to the Internal Revenue Service (IRS) as required by law.

Withholding on Distributions or Withdrawals — Federal law requires Edward Jones to withhold income tax on distribution(s) from your retirement accounts and other plans, unless you elect not to have withholding apply by completing the appropriate form and returning it to the address specified on the form. Your election will remain in effect until you change or revoke it by completing and returning a new form. If you elect not to have withholding or do not have enough income tax withheld from your distributions, or if payments of estimated taxes are not sufficient, you may be responsible for payments of estimated taxes and/or incur penalties as a result. State withholding, if applicable, is subject to the state's withholding requirements.








Fees and Charges — The "Fees and Charges" amount shown in your Value Summary includes the following:

- Account fees (e.g., advisory program asset-based fees and retirement account fees);
- Fees and charges for services (e.g., check reorders and wire transfers); and
- Margin loan interest

This amount does not include transaction-based fees and charges on the purchase or sale of a security or other product (e.g., systematic investing fees, commissions, sales charges, and markups/ markdowns). These fees and charges are shown in the activity section(s) of your statement or on your trade confirmations. For more information, contact your financial advisor.

Rights to Your Money Market Fund, Bank Deposit and Free Credit Balances — The uninvested cash in your account ("Free Credit Balance") is payable on demand. You may instruct us to liquidate your Insured Bank Deposit or Money Market fund balance(s). We will disburse the proceeds to you or place them in your accounts. Your instructions must be made during normal business hours and are subject to the terms and conditions of the account agreement(s).

To learn more about fees and costs, revenue sharing, and the compensation received by Edward Jones and your financial advisor, please talk with your financial advisor or visit edwardjones.com/disclosures.

CONTACT INFORMATION			
Client Relations		Online Access	Other Contacts
 Toll Free Phone 800-441-2357	For hours, visit edwardjones.com	 edwardjones.com/access	 Edward Jones Personal MasterCard® 866-874-6711
 201 Progress Parkway Maryland Heights, MO 63043		 Edward Jones Online Support 800-441-5203	 Edward Jones Business MasterCard® 866-874-6712
			 Edward Jones VISA® Debit Card 888-289-6635

S1EDJ001 Rev 11/21